

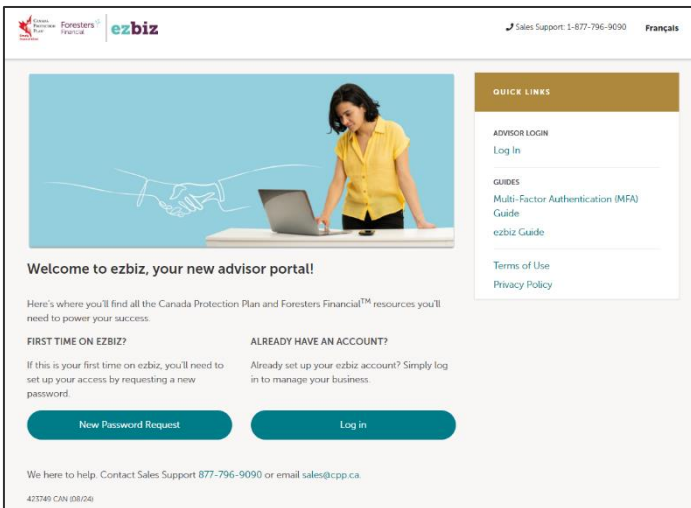
How to set up your ezbiz account

All your Foresters Financial™ and Canada Protection Plan digital tools at your fingertips!

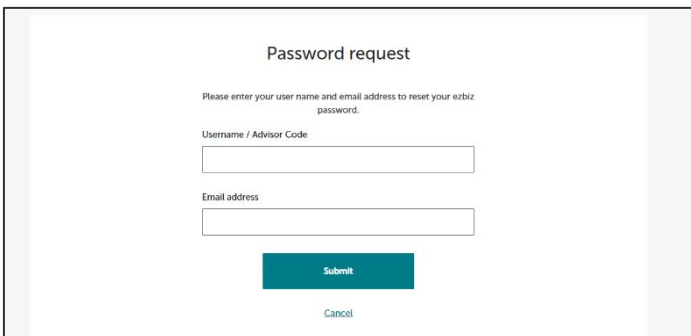
ezbiz is your new advisor portal to manage all your Foresters and Canada Protection Plan business from one central hub.

Follow these 6 easy steps to set up your ezbiz account.

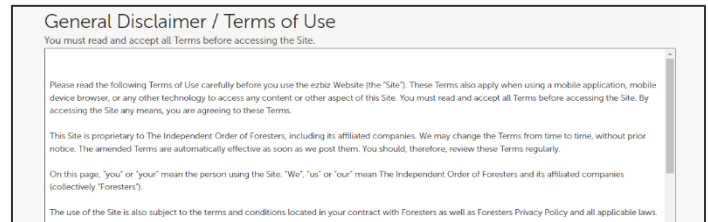
1. Go to <https://ezbizcanada.foresters.com>



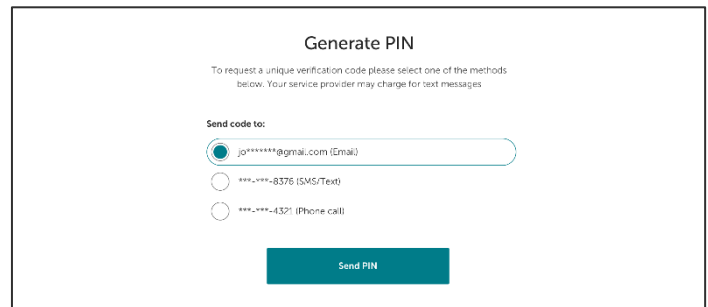
2. Click "New password request" and enter your advisor code and the email address you used for contracting.



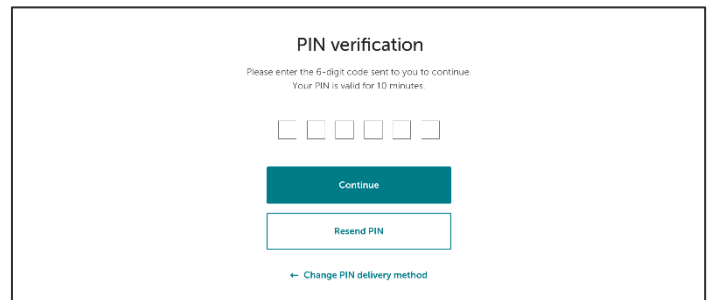
3. You'll receive an email containing a temporary password. Log in with your advisor code and temporary password.
4. Review and agree to the Terms of Use.



5. Select a delivery method to receive a verification code and click "Send PIN".



6. Enter the verification code and click "Continue".



You've now successfully set up your account!

Change your temporary password.

We strongly recommend changing your temporary password once you have set up your ezbiz account. Simply click on your name in the top right, select the "Account Settings" and click the "Change Password" link.

Set up your ezbiz account up today!



Canada Protection Plan is a trademark of Canada Protection Plan Inc. from Foresters Financial. No medical, simplified issue life and critical illness insurance underwritten by The Independent Order of Foresters or Foresters Life Insurance Company. Foresters Financial and Foresters are trade names and trademarks of The Independent Order of Foresters (a fraternal benefit society, 789 Don Mills Road, Toronto, ON, Canada M3C 1T9) and its subsidiaries.

For advisor use only. Not for use with the public.

506363 CAN 04/26